



Lifting force tables for ET20

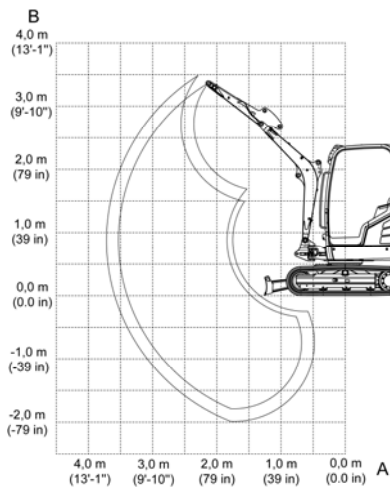


Fig. 1: Lifting force table -
Revolving superstructure not
tilted

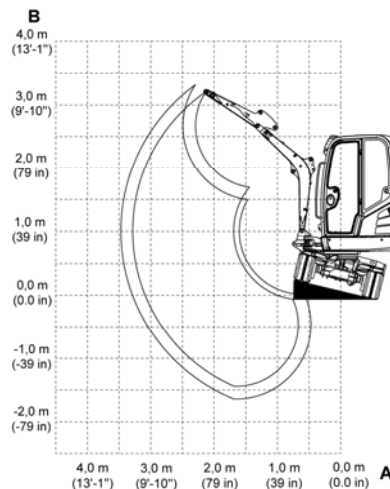


Fig. 2: Lifting force table – Revolving
superstructure tilted, arm system uphill
(gradient 15°)

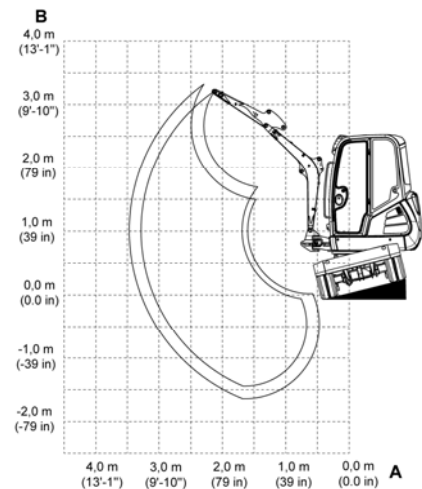


Fig. 3: Lifting force table – Revolving
superstructure tilted, arm system uphill
(gradient 15°)

| Designation | Explanation |
|-------------|---|
| A | Outreach from center of rotating ring |
| B | Load hook height |
| max | Permissible weight or mass value with extended arm system |
| | With or without dozer blade support in travel direction |
| | With or without dozer blade support 90° to the travel direction |
| | Dozer blade down |
| | Dozer blade up |
| | Telescopic travel gear extended |

The lifting force of the vehicle is limited by the hydraulic capacity or by the tilting safety mechanism.

Neither 75% of the static tipping load nor 87% of the hydraulic lifting force are exceeded.

Base of calculation: according to ISO 10567. Set pressure at the lifting arm cylinder:

ET 20: 20000 kPa (2900 psi)






















The lifting capability applies for vehicles under the following conditions:

- Lubricants and operating materials at the prescribed levels.
- Full fuel tank.
- Cabin or canopy.
- Vehicle at operating temperature.
- Weight of the operator 75 kg (165 lbs.).



















**WACKER
NEUSON**
all it takes!

Lifting force tables ET20 – Revolving superstructure not tilted

| A B |  | | | 3.0 m (9'-10") | | | 2.5 m (98 in) | | | 2.0 m (79 in) | | | 1.5 m (59 in) | | | 3.0 m (9'-10") | | | 2.5 m (98 in) | | |
|-----------------|---|---|---|---|---|---|---|---|---|---|---|---|--|---|---|---|---|---|---|---|--|
| |  |  |  |  |  |  |  |  |  |  |  |  |  |  |  |  |  |  |  |  | |
| 2.5 m (98 in) | 382 (842) | 355 (783) | 322 (710) | - | - | - | - | 385 (849) | 349 (769) | 316 (697) | 355 (783) | 355 (783) | 355 (783) | - | - | - | - | - | - | - | |
| 2.0 m (79 in) | 383 (845) | 304 (670) | 275 (606) | - | - | - | - | 378 (833) | 348 (768) | 316 (696) | 384 (847) | 384 (847) | 384 (847) | - | - | - | - | - | - | - | |
| 1.0 m (39 in) | 397 (876) | 263 (580) | 237 (523) | 399 (880) | 266 (586) | 240 (529) | 445 (981) | 333 (734) | 301 (663) | 532 (1,173) | 432 (952) | 389 (858) | 722 (1,592) | 593 (1,308) | 531 (1,171) | - | - | - | - | - | |
| 0.0 m (0.0 in) | 420 (925) | 267 (589) | 241 (531) | - | - | - | 501 (1,105) | 319 (703) | 287 (632) | 639 (1,409) | 408 (900) | 366 (807) | 887 (1,956) | 557 (1,228) | 496 (1,094) | - | - | - | - | - | |
| -1.0 m (-39 in) | 443 (976) | 332 (732) | 299 (659) | - | - | - | - | - | - | 578 (1,274) | 407 (897) | 364 (802) | 778 (1,715) | 558 (1,231) | 497 (1,097) | - | - | - | - | - | |
| -1.5 m (-59 in) | 442 (975) | 435 (960) | 391 (642) | - | - | - | - | - | - | - | - | - | 608 (1,340) | 569 (1,255) | 508 (1,120) | - | - | - | - | - | |

Tab. 1: Lifting force tables ET20 revolving superstructure not tilted – cabin and telescopic travel gear with short dipper stick

















| A B |  | | | 3.5 m (11'-6") | | | 3.0 m (9'-10") | | | 2.5 m (98 in) | | | 2.0 m (79 in) | | |
|-----------------|---|---|---|---|---|---|---|---|---|---|---|---|--|---|---|
| |  |  |  |  |  |  |  |  |  |  |  |  |  |  |  |
| 2.5 m (98 in) | 341 (752) | 313 (690) | 283 (624) | - | - | - | 326 (719) | 326 (719) | 317 (699) | - | - | - | - | - | - |
| 2.0 m (79 in) | 345 (761) | 272 (600) | 246 (542) | - | - | - | 334 (736) | 334 (736) | 314 (692) | 330 (728) | 330 (728) | 330 (728) | - | - | - |
| 1.0 m (39 in) | 360 (794) | 238 (525) | 214 (472) | 370 (816) | 260 (573) | 234 (516) | 411 (906) | 328 (723) | 296 (653) | 485 (1,069) | 429 (946) | 386 (851) | 639 (1,409) | 595 (1,312) | 533 (1,175) |
| 0.0 m (0.0 in) | 382 (842) | 240 (529) | 215 (474) | 400 (882) | 251 (553) | 225 (496) | 484 (1,067) | 311 (686) | 279 (615) | 616 (1,358) | 400 (882) | 358 (789) | 863 (1,903) | 548 (1,208) | 487 (1,074) |
| -1.0 m (-39 in) | 407 (897) | 289 (637) | 260 (573) | - | - | - | 451 (994) | 308 (679) | 276 (608) | 596 (1,254) | 394 (869) | 352 (776) | 808 (1,781) | 543 (1,197) | 482 (1,063) |
| -1.5 m (-59 in) | 416 (917) | 360 (794) | 323 (712) | - | - | - | - | - | - | 492 (1,085) | 401 (885) | 359 (791) | 679 (1,497) | 552 (1,217) | 491 (1,082) |

Tab. 2: Lifting force tables ET20 revolving superstructure tilted – cabin and telescopic travel gear with long dipper stick



















**WACKER
NEUSON**
all it takes!

Lifting force tables ET20 – Revolving superstructure not tilted

| A B |  | | | 3.0 m (9'-10") | | | 2.5 m (98 in) | | | 2.0 m (79 in) | | | 1.5 m () | | |
|-----------------|---|---|---|---|---|---|---|---|---|---|--|---|---|---|---|
| |  |  |  |  |  |  |  |  |  |  |  |  |  |  |  |
| 2.5 m (98 in) | 380 (838) | 351 (774) | 274 (604) | - | - | - | 378 (833) | 358 (789) | 280 (617) | 356 (785) | 356 (785) | 356 (785) | - | - | - |
| 2.0 m (79 in) | 383 (844) | 305 (672) | 235 (518) | - | - | - | 380 (838) | 356 (785) | 278 (613) | 394 (869) | 394 (869) | 374 (825) | - | - | - |
| 1.0 m (39 in) | 399 (880) | 269 (593) | 204 (450) | 401 (884) | 272 (600) | 207 (456) | 452 (996) | 341 (752) | 262 (578) | 548 (1,208) | 442 (974) | 343 (756) | 754 (1,662) | 605 (1,334) | 474 (1,045) |
| 0.0 m (0.0 in) | 422 (930) | 278 (613) | 210 (463) | - | - | - | 502 (1,107) | 328 (723) | 249 (549) | 643 (1,418) | 420 (926) | 322 (710) | 889 (1,960) | 574 (1,265) | 443 (977) |
| -1.0 m (-39 in) | 445 (981) | 355 (783) | 271 (597) | - | - | - | - | - | - | 561 (1,237) | 421 (928) | 323 (712) | 758 (1,671) | 578 (1,274) | 447 (985) |
| -1.5 m (-59 in) | 446 (983) | 446 (983) | 446 (983) | - | - | - | - | - | - | - | - | - | 386 (851) | 386 (851) | 386 (851) |

Tab. 3: Lifting force tables ET20 revolving superstructure not tilted – cabin, telescopic travel gear and vertical digging system (VDS) with short dipper stick

| A B |  | | | 3.0 m (9'-10") | | | 2.5 m (98 in) | | | 2.0 m (79 in) | | | 1.5 m () | | |
|-----------------|---|---|---|---|---|---|---|---|---|---|--|---|---|---|---|
| |  |  |  |  |  |  |  |  |  |  |  |  |  |  |  |
| 2.5 m (98 in) | 341 (752) | 312 (688) | 240 (529) | - | - | - | 325 (717) | 325 (717) | 280 (617) | - | - | - | - | - | - |
| 2.0 m (79 in) | 346 (763) | 274 (604) | 209 (461) | - | - | - | 338 (745) | 338 (745) | 276 (608) | 341 (752) | 341 (752) | 341 (752) | - | - | - |
| 1.0 m (39 in) | 362 (798) | 244 (538) | 183 (403) | 375 (827) | 268 (591) | 202 (445) | 420 (926) | 337 (743) | 258 (569) | 502 (1,107) | 439 (968) | 341 (752) | 675 (1,488) | 608 (1,340) | 477 (1,052) |
| 0.0 m (0.0 in) | 385 (849) | 250 (551) | 187 (412) | 400 (882) | 259 (571) | 194 (428) | 336 (741) | 321 (708) | 242 (534) | 475 (1,047) | 412 (908) | 314 (692) | 872 (1,922) | 565 (1,246) | 433 (955) |
| -1.0 m (-39 in) | 411 (906) | 309 (681) | 233 (514) | - | - | - | 437 (963) | 320 (705) | 241 (531) | 586 (1,292) | 409 (902) | 310 (683) | 794 (1,750) | 563 (1,241) | 432 (952) |
| -1.5 m (-59 in) | 419 (924) | 396 (873) | 302 (666) | - | - | - | - | - | - | 443 (977) | 418 (922) | 319 (703) | 648 (1,429) | 574 (1,265) | 442 (974) |

Tab. 4: Lifting force tables ET20 revolving superstructure tilted – cabin, telescopic travel gear and vertical digging system (VDS) with long dipper stick



**WACKER
NEUSON**
all it takes!

Lifting force tables ET20 – Revolving superstructure not tilted

| A B | | 3.5 m (11'-6") | | | 3.0 m (9'-10") | | | 2.5 m (98 in) | | | 2.0 m (79 in) | | | | |
|-----------------|-----------|----------------|-----------|-----------|----------------|-----------|-------------|---------------|-----------|-------------|---------------|-----------|-------------|-------------|-------------|
| | | | | | | | | | | | | | | | |
| 2.5 m (98 in) | 382 (842) | 329 (725) | 298 (657) | - | - | - | 385 (849) | 323 (712) | 292 (644) | 355 (783) | 355 (783) | 355 (783) | - | - | - |
| 2.0 m (79 in) | 383 (844) | 281 (620) | 254 (560) | - | - | - | 378 (833) | 323 (714) | 292 (644) | 384 (847) | 384 (847) | 384 (847) | - | - | - |
| 1.0 m (39 in) | 397 (875) | 242 (534) | 218 (481) | 399 (880) | 244 (538) | 220 (485) | 445 (981) | 307 (677) | 277 (611) | 532 (1,173) | 400 (882) | 359 (791) | 722 (1,592) | 549 (1,210) | 491 (1,082) |
| 0.0 m (0.0 in) | 420 (926) | 245 (486) | 220 (485) | - | - | - | 501 (1,105) | 293 (646) | 263 (580) | 639 (1,409) | 376 (829) | 336 (741) | 887 (1,956) | 513 (1,131) | 456 (1,005) |
| -1.0 m (-39 in) | 443 (977) | 305 (672) | 274 (604) | - | - | - | - | - | - | 578 (1,274) | 374 (825) | 335 (739) | 778 (1,715) | 515 (1,135) | 458 (1,010) |
| -1.5 m (-59 in) | 442 (974) | 402 (886) | 360 (794) | - | - | - | - | - | - | - | - | - | 608 (1,340) | 526 (1,160) | 468 (1,032) |

Tab. 5: Lifting force tables ET20 revolving superstructure tilted – canopy and telescopic travel gear with short dipper stick

















| A B | | 3.5 m (11'-6") | | | 3.0 m (9'-10") | | | 2.5 m (98 in) | | | 2.0 m (79 in) | | | | |
|-----------------|-----------|----------------|-----------|-----------|----------------|-----------|-------------|---------------|-----------|-------------|---------------|-----------|-------------|-------------|-------------|
| | | | | | | | | | | | | | | | |
| 2.5 m (98 in) | 341 (752) | 289 (637) | 261 (575) | - | - | - | 326 (719) | 324 (714) | 293 (646) | - | - | - | - | - | - |
| 2.0 m (79 in) | 345 (761) | 250 (551) | 226 (498) | - | - | - | 334 (736) | 321 (708) | 290 (639) | 330 (728) | 330 (728) | 330 (728) | - | - | - |
| 1.0 m (39 in) | 360 (794) | 218 (481) | 195 (430) | 370 (816) | 239 (527) | 215 (474) | 411 (906) | 303 (668) | 272 (600) | 485 (1,069) | 397 (875) | 357 (787) | 639 (1,409) | 552 (1,217) | 493 (1,087) |
| 0.0 m (0.0 in) | 382 (842) | 220 (485) | 196 (432) | 400 (882) | 230 (507) | 206 (454) | 484 (1,067) | 285 (628) | 255 (562) | 616 (1,358) | 368 (811) | 328 (723) | 863 (1,903) | 504 (1,111) | 447 (985) |
| -1.0 m (-39 in) | 407 (897) | 265 (584) | 237 (523) | - | - | - | 451 (994) | 283 (624) | 253 (558) | 596 (1,314) | 362 (798) | 322 (710) | 808 (1,781) | 500 (1,102) | 443 (977) |
| -1.5 m (-59 in) | 416 (917) | 331 (730) | 296 (653) | - | - | - | - | - | - | 492 (1,085) | 369 (814) | 329 (725) | 679 (1,497) | 508 (1,120) | 451 (994) |

Tab. 6: Lifting force tables ET20 revolving superstructure tilted – canopy and telescopic travel gear with long dipper stick



















**WACKER
NEUSON**
all it takes!

Lifting force tables ET20 – Revolving superstructure not tilted

| A B |  | | | 3.0 m (9'-10") | | | 2.5 m (98 in) | | | 2.0 m (79 in) | | | 1.5 m (59 in) | | |
|-----------------|---|---|---|---|---|---|---|---|---|---|--|---|---|---|---|
| |  |  |  |  |  |  |  |  |  |  |  |  |  |  |  |
| 2.5 m (98 in) | 380 (838) | 326 (719) | 248 (547) | - | - | - | 378 (833) | 332 (732) | 253 (558) | 356 (785) | 356 (785) | 349 (769) | - | - | - |
| 2.0 m (79 in) | 383 (844) | 282 (622) | 212 (467) | - | - | - | 380 (838) | 331 (730) | 251 (553) | 394 (869) | 394 (869) | 341 (752) | - | - | - |
| 1.0 m (39 in) | 399 (880) | 248 (547) | 182 (401) | 401 (884) | 251 (553) | 185 (408) | 452 (996) | 315 (694) | 236 (520) | 548 (1,208) | 409 (902) | 310 (683) | 754 (1,662) | 562 (1,239) | 429 (946) |
| 0.0 m (0.0 in) | 422 (930) | 256 (564) | 187 (412) | - | - | - | 502 (1,107) | 302 (666) | 223 (492) | 643 (1,418) | 388 (855) | 288 (635) | 889 (1,960) | 531 (1,171) | 398 (877) |
| -1.0 m (-39 in) | 445 (981) | 328 (723) | 243 (536) | - | - | - | - | - | - | 561 (1,237) | 389 (858) | 289 (637) | 758 (1,671) | 535 (1,179) | 402 (886) |
| -1.5 m (-59 in) | 446 (983) | 446 (983) | 446 (983) | - | - | - | - | - | - | - | - | - | 386 (851) | 386 (851) | 386 (851) |

Tab. 7: Lifting force tables ET20 revolving superstructure tilted – canopy, telescopic travel gear and vertical digging system (VDS) with short dipper stick

| A B |  | | | 3.0 m (9'-10") | | | 2.5 m (98 in) | | | 2.0 m (79 in) | | | 1.5 m () | | |
|-----------------|---|---|---|---|---|---|---|---|---|---|--|---|---|---|---|
| |  |  |  |  |  |  |  |  |  |  |  |  |  |  |  |
| 2.5 m (98 in) | 341 (752) | 288 (635) | 216 (477) | - | - | - | 325 (717) | 325 (717) | 254 (560) | - | - | - | - | - | - |
| 2.0 m (79 in) | 346 (763) | 253 (558) | 187 (412) | - | - | - | 338 (745) | 329 (725) | 250 (551) | 341 (752) | 341 (752) | 341 (752) | - | - | - |
| 1.0 m (39 in) | 362 (798) | 224 (494) | 162 (357) | 375 (827) | 246 (542) | 180 (397) | 420 (926) | 311 (686) | 232 (511) | 502 (1,107) | 407 (897) | 308 (679) | 675 (1,488) | 564 (1,243) | 432 (952) |
| 0.0 m (0.0 in) | 385 (849) | 230 (507) | 165 (364) | 400 (882) | 238 (525) | 172 (379) | 336 (741) | 295 (650) | 216 (476) | 475 (1,047) | 380 (838) | 281 (619) | 872 (1,922) | 521 (1,149) | 388 (855) |
| -1.0 m (-39 in) | 411 (906) | 284 (626) | 207 (456) | - | - | - | 437 (963) | 294 (648) | 215 (474) | 586 (1,292) | 377 (831) | 277 (611) | 794 (1,750) | 520 (1,146) | 387 (853) |
| -1.5 m (-59 in) | 419 (924) | 365 (805) | 271 (597) | - | - | - | - | - | - | 443 (977) | 385 (849) | 286 (631) | 648 (1,429) | 530 (1,168) | 397 (875) |

Tab. 8: Lifting force tables ET20 revolving superstructure tilted – canopy, telescopic travel gear and vertical digging system (VDS) with long dipper stick



Lifting force tables ET20 – Revolving superstructure tilted

| A \ B | | | 3.0 m (9'-10") | | 2.5 m (98 in) | | 2.0 m (79 in) | | 1.5 m (59 in) | |
|-----------------|--------------------|-------------------|--------------------|-------------------|--------------------|-------------------|--------------------|-------------------|--------------------|-------------------|
| | short dipper stick | long dipper stick | short dipper stick | long dipper stick | short dipper stick | long dipper stick | short dipper stick | long dipper stick | short dipper stick | long dipper stick |
| | | | | | | | | | | |
| | | | | | | | | | | |
| | | | | | | | | | | |
| 2.5 m (98 in) | 328 (723) | 293 (646) | - | - | 354 (780) | 326 (719) | 364 (803) | 310 (683) | - | - |
| 2.0 m (79 in) | 291 (642) | 263 (580) | - | 271 (598) | 350 (772) | 348 (767) | 415 (915) | 362 (798) | 467 (1,030) | - |
| 1.0 m (39 in) | 264 (582) | 239 (527) | 267 (589) | 262 (578) | 334 (736) | 329 (725) | 431 (950) | 427 (941) | 588 (1,296) | 588 (1,296) |
| 0.0 m (0.0 in) | 280 (617) | 251 (553) | - | 255 (562) | 323 (712) | 315 (695) | 413 (911) | 404 (891) | 565 (1,246) | 554 (1,221) |
| -1.0 m (-39 in) | 379 (836) | 325 (717) | - | - | - | - | 418 (922) | 405 (893) | 573 (1,263) | 557 (1,128) |
| -1.5 m (-59 in) | 427 (941) | 417 (919) | - | - | - | - | - | - | 438 (966) | 570 (1,257) |

Tab. 9: Lifting force tables ET20 revolving superstructure tilted – vertical digging system (VDS), cabin, arm system uphill

| A \ B | | | 3.0 m (9'-10") | | 2.5 m (98 in) | | 2.0 m (79 in) | | 1.5 m (59 in) | |
|-----------------|--------------------|-------------------|--------------------|-------------------|--------------------|-------------------|--------------------|-------------------|--------------------|-------------------|
| | short dipper stick | long dipper stick | short dipper stick | long dipper stick | short dipper stick | long dipper stick | short dipper stick | long dipper stick | short dipper stick | long dipper stick |
| | | | | | | | | | | |
| | | | | | | | | | | |
| | | | | | | | | | | |
| 2.5 m (98 in) | 261 (575) | 232 (512) | - | - | 282 (622) | 282 (622) | 364 (803) | 310 (683) | - | - |
| 2.0 m (79 in) | 231 (509) | 207 (456) | - | 214 (471) | 278 (613) | 276 (609) | 368 (811) | 362 (798) | 467 (1,030) | - |
| 1.0 m (39 in) | 208 (459) | 187 (412) | 210 (463) | 205 (452) | 263 (560) | 258 (569) | 338 (745) | 334 (736) | 455 (1,003) | 454 (1,001) |
| 0.0 m (0.0 in) | 220 (485) | 195 (430) | - | 198 (437) | 252 (556) | 244 (538) | 321 (708) | 312 (688) | 433 (955) | 423 (933) |
| -1.0 m (-39 in) | 297 (655) | 253 (558) | - | - | - | - | 326 (719) | 313 (690) | 441 (972) | 426 (939) |
| -1.5 m (-59 in) | 427 (941) | 345 (761) | - | - | - | - | - | - | 438 (966) | 439 (968) |

Tab. 10: Lifting force tables ET20 revolving superstructure tilted – vertical digging system (VDS), cabin, arm system downhill



Lifting force tables ET20 – Revolving superstructure tilted

| A \ B | | | 3.0 m (9'-10") | | 2.5 m (98 in) | | 2.0 m (79 in) | | 1.5 m (59 in) | |
|-----------------|--------------------|-------------------|--------------------|-------------------|--------------------|-------------------|--------------------|-------------------|--------------------|-------------------|
| | short dipper stick | long dipper stick | short dipper stick | long dipper stick | short dipper stick | long dipper stick | short dipper stick | long dipper stick | short dipper stick | long dipper stick |
| | | | | | | | | | | |
| | | | | | | | | | | |
| 2.5 m (98 in) | 304 (670) | 271 (598) | - | - | 328 (723) | 326 (719) | 364 (803) | 310 (683) | - | - |
| 2.0 m (79 in) | 269 (593) | 242 (534) | - | 250 (551) | 324 (714) | 322 (710) | 415 (915) | 362 (798) | 467 (1,030) | - |
| 1.0 m (39 in) | 243 (536) | 219 (483) | 246 (542) | 241 (531) | 308 (679) | 303 (668) | 398 (877) | 395 (871) | 544 (1,199) | 545 (1,202) |
| 0.0 m (0.0 in) | 258 (569) | 231 (509) | - | 234 (516) | 297 (655) | 289 (637) | 381 (840) | 372 (820) | 521 (1,148) | 511 (1,127) |
| -1.0 m (-39 in) | 350 (772) | 299 (659) | - | - | - | - | 386 (851) | 373 (822) | 530 (1,169) | 514 (1,133) |
| -1.5 m (-59 in) | 427 (941) | 410 (904) | - | - | - | - | - | - | 438 (966) | 528 (1,164) |

Tab. 11: Lifting force tables ET20 revolving superstructure tilted – vertical digging system (VDS), cabin, arm system downhill

| A \ B | | | 3.0 m (9'-10") | | 2.5 m (98 in) | | 2.0 m (79 in) | | 1.5 m (59 in) | |
|-----------------|--------------------|-------------------|--------------------|-------------------|--------------------|-------------------|--------------------|-------------------|--------------------|-------------------|
| | short dipper stick | long dipper stick | short dipper stick | long dipper stick | short dipper stick | long dipper stick | short dipper stick | long dipper stick | short dipper stick | long dipper stick |
| | | | | | | | | | | |
| | | | | | | | | | | |
| 2.5 m (98 in) | 241 (531) | 213 (470) | - | - | 261 (575) | 260 (573) | 351 (774) | 310 (683) | - | - |
| 2.0 m (79 in) | 212 (467) | 189 (417) | - | 196 (432) | 257 (567) | 255 (562) | 341 (752) | 341 (752) | 467 (1,029) | - |
| 1.0 m (39 in) | 190 (419) | 170 (375) | 193 (426) | 187 (412) | 241 (531) | 237 (523) | 311 (686) | 308 (679) | 419 (924) | 419 (924) |
| 0.0 m (0.0 in) | 201 (443) | 178 (392) | - | 180 (397) | 231 (509) | 223 (492) | 294 (648) | 286 (631) | 398 (877) | 387 (853) |
| -1.0 m (-39 in) | 273 (602) | 231 (509) | - | - | - | - | 299 (659) | 286 (631) | 406 (895) | 390 (860) |
| -1.5 m (-59 in) | 414 (913) | 317 (699) | - | - | - | - | - | - | 423 (933) | 403 (889) |

Tab. 12: Lifting force tables ET20 revolving superstructure tilted – vertical digging system (VDS), cabin, arm system downhill